

## Monthly Report- March 2026

A total of **174,315.71 MWh** of electricity was traded across all ALPEX markets, while cross-border flows reached **56,622.97 MWh**. The number of Exchange Members was **43**, who participated in the Day-Ahead Market, while **30** of them also participated in the Intraday Auction Market. The number of General Clearing Members reached **6**.

Across all ALPEX markets, for the month of March 2026, **15,822,686.61 Euro** were invoiced for the Albanian Bidding Zone and **20,360,137.31 Euro** for the Kosovo Bidding Zone, and a total of **36,182,823.92 Euro**.

### The Exchange's Newest Member in DAM

In March 2026, ALPEX welcomed a new member to the Day-Ahead Market:

**NAD Investment Sh.p.k** for the Albanian Bidding Zone Tregjet e ALPEX-it të Ditës në Avancë (DAM)

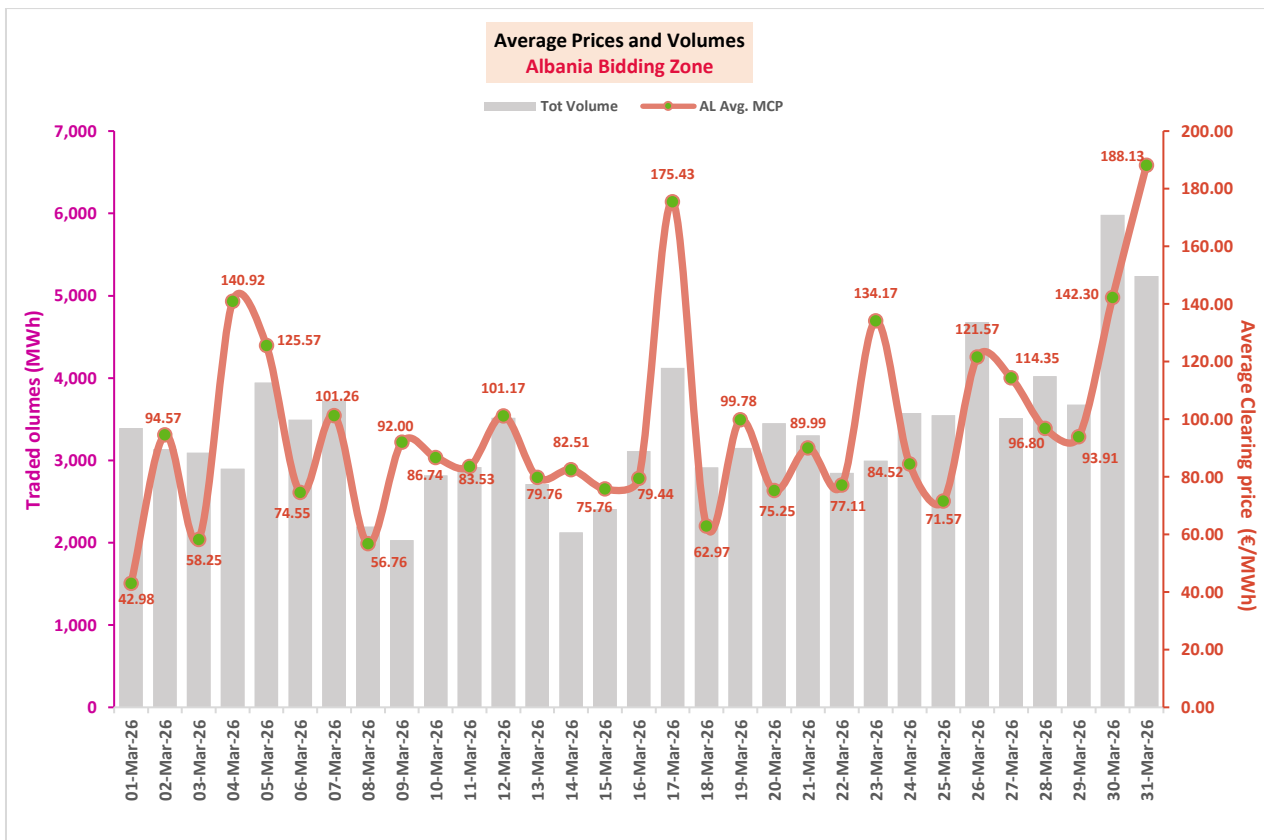
- During March 2026, a total volume of **165,316.69 MWh** of electricity was traded on the ALPEX Day-Ahead Market, with an average clearing price of **€96.89/MWh**.
  - Cross-border electricity flow: **50,612.53 MWh**
  - The flow of electricity from the Albanian Bidding Zone to the Kosovo Bidding Zone was **47,398.74 MWh**
- The flow of electricity from the Kosovo Bidding Zone to the Albanian Bidding Zone was **3,213.79 MWh**.
- During the month of March 2026, a total of **15,099,202.61 Euro** were invoiced in the Day-Ahead Market for the Albanian Bidding Zone and **19,070,578.73 Euro** for the Kosovo Bidding Zone, for a total of **34,169,781.34 Euro**.

ALPEX Day-Ahead Market Key Statistics			
March 2026	Price per MTU (€/MWh)	Daily Price (€/MWh)	Volumes (MWh)
Average	€ 96.89	€ 96.89	5,332.80
Max.	€ 339.80	€ 188.13	8,035.16
Min.	€ 0.00	€ 42.98	4,038.23
<b>Total</b>			<b>165,316.69</b>

Day-Ahead Market (DAM) Performance			
Period	Volumes (MWh)	Purchase-Sales Invoicing (€)	Average Price (€/MWh)
March 2025	96,006.39	€ 19,418,072	€ 108.79
<b>March 2026</b>	<b>165,316.69</b>	<b>€ 34,169,781</b>	<b>€ 96.89</b>
Variance (%)	<b>↑ 72.19%</b>	<b>↑ 75.96%</b>	<b>↓ -10.94%</b>

## Albania Bidding Zone

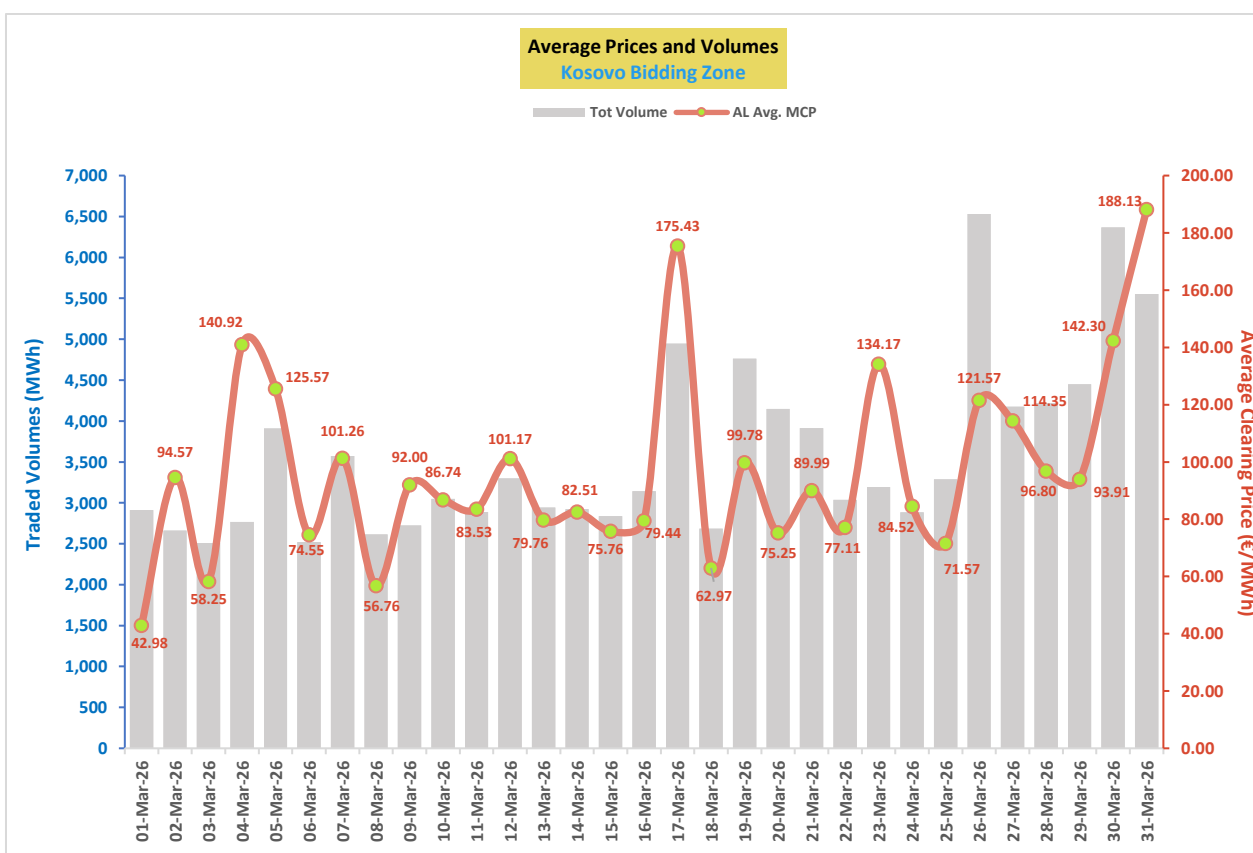
Albania Bidding Zone			
Period	Volumes (MWh)	Purchase-Sales Invoicing (€)	Average Price (€/MWh)
March 2025	52,646.31	€ 10,203,812	€ 108.79
March 2026	104,526.48	€ 15,099,202	€ 96.89
Variance (%)	↑ 98.54 %	↑ 47.97 %	↓ - 10.94 %



Albania Bidding Zone												
Average Prices and Volumes for each Market Time Unit												
MTU	00-01	01-02	02-03	03-04	04-05	05-06	06-07	07-08	08-09	09-10	10-11	11-12
Volume (MWh)	105.64	83.79	73.17	74.93	77.77	75.71	88.88	121.68	170.03	189.27	192.18	183.86
Price (€/MWh)	122.19	109.37	90.45	95.44	98.74	99.48	99.08	76.64	62.39	42.30	35.78	29.52
MTU	12-13	13-14	14-15	15-16	16-17	17-18	18-19	19-20	20-21	21-22	22-23	23-24
Volume (MWh)	171.00	172.69	180.07	171.33	163.01	150.33	167.55	167.46	149.90	138.24	161.30	143.29
Price (€/MWh)	23.91	36.01	45.51	76.64	120.19	151.83	171.85	166.56	159.63	139.99	140.83	129.19

## Kosovo Bidding Zone

Kosovo Bidding Zone			
Period	Volumes (MWh)	Purchase-Sales Invoicing (€)	Average price (€/MWh)
March 2025	43,360.08	€ 9,214,260	€ 108.79
<b>March 2026</b>	<b>111,402.74</b>	<b>€ 19,070,578</b>	<b>€ 96.89</b>
<b>Variance (%)</b>	<b>↑ 156.92 %</b>	<b>↑ 106.96 %</b>	<b>↓ - 10.94 %</b>



Kosovo Bidding Zone												
Average Prices and Volumes for each Market Time Unit												
MTU	00-01	01-02	02-03	03-04	04-05	05-06	06-07	07-08	08-09	09-10	10-11	11-12
Volume (MWh)	133.72	124.80	120.47	121.02	123.98	122.30	127.29	135.86	149.65	150.28	149.47	145.55
Price (€/MWh)	122.19	103.65	92.44	97.20	100.49	101.50	99.08	76.64	62.39	42.30	35.78	29.52
MTU	12-13	13-14	14-15	15-16	16-17	17-18	18-19	19-20	20-21	21-22	22-23	23-24
Volume (MWh)	141.66	139.30	141.90	144.81	166.12	177.41	186.26	191.34	182.13	177.36	179.76	165.09
Price (€/MWh)	23.91	36.01	45.51	76.64	120.19	151.83	171.85	166.56	159.63	139.99	140.83	129.19

## ALPEX Intraday Auction Markets (IDA)

- During March 2026, a total of **8,999.02 MWh** of electricity was traded on the ALPEX Intraday Auction Market at an average daily clearing price of **€90.60/MWh**.
- Cross-border electricity flow: **6,010.44 MWh**
- The flow of electricity from the Albanian Bidding Zone to the Kosovo Bidding Zone was **2,516.03 MWh**
- The flow of electricity from the Kosovo Bidding Zone to the Albanian Bidding Zone was **3,494.41 MWh**.

### he newest member of the Intraday Auction Market (IDA)

In March 2026, ALPEX welcomed a new member to the Intraday Auction Market

- NAD Investment Sh.p.k for the Albanian Bidding Zone
- During March 2026, the Intraday Auction Market invoiced **723,484.00 Euro** for the Albanian Bidding Zone and **1,289,558.58 Euro** for the Kosovo Bidding Zone, for a total of **2,013,042.58 Euro**.

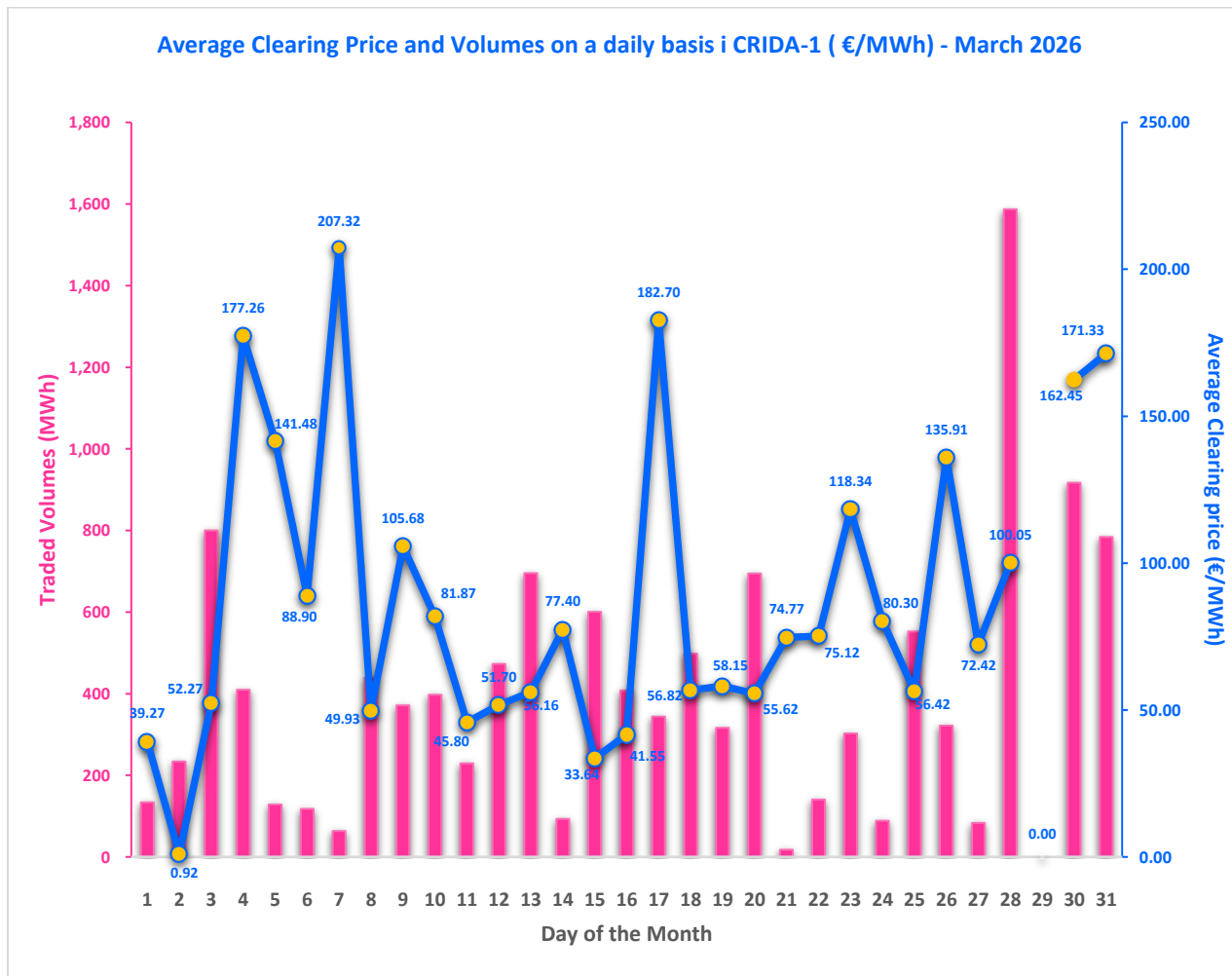
ALPEX Intraday Auction Markets - IDA			
March 2026	Price per MTU (€/MWh)	Daily Price (€/MWh)	Volumes (MWh)
Average	€ 90.60	€ 90.60	299.97
Max.	€ 314.90	€ 207.32	1,172.04
Min.	€ 0.41	€ 34.43	8.93
<b>Total</b>			<b>8,999.02</b>

ALPEX Intraday Auction Markets - IDA			
Period	Volumes (MWh)	Purchase-Sales Invoicing (€)	Average Price (€/MWh)
March 2025	357.53	€ 77,094	€ 125.65
March 2026	<b>8,999.02</b>	<b>€ 2,013,042</b>	<b>€ 90.60</b>
Variance (%)	<b>↑ 2,417%</b>	<b>↑ 2,511%</b>	<b>↓ -27.89%</b>

## CRIDA-1

- Cross-border electricity flow: **4,808.49 MWh**
- The flow of electricity from the Albanian Bidding Zone to the Kosovo Bidding Zone was **1,393.28 MWh**
- The flow of electricity from the Kosovo Bidding Zone to the Albanian Bidding Zone was **3,415.21 MWh**.

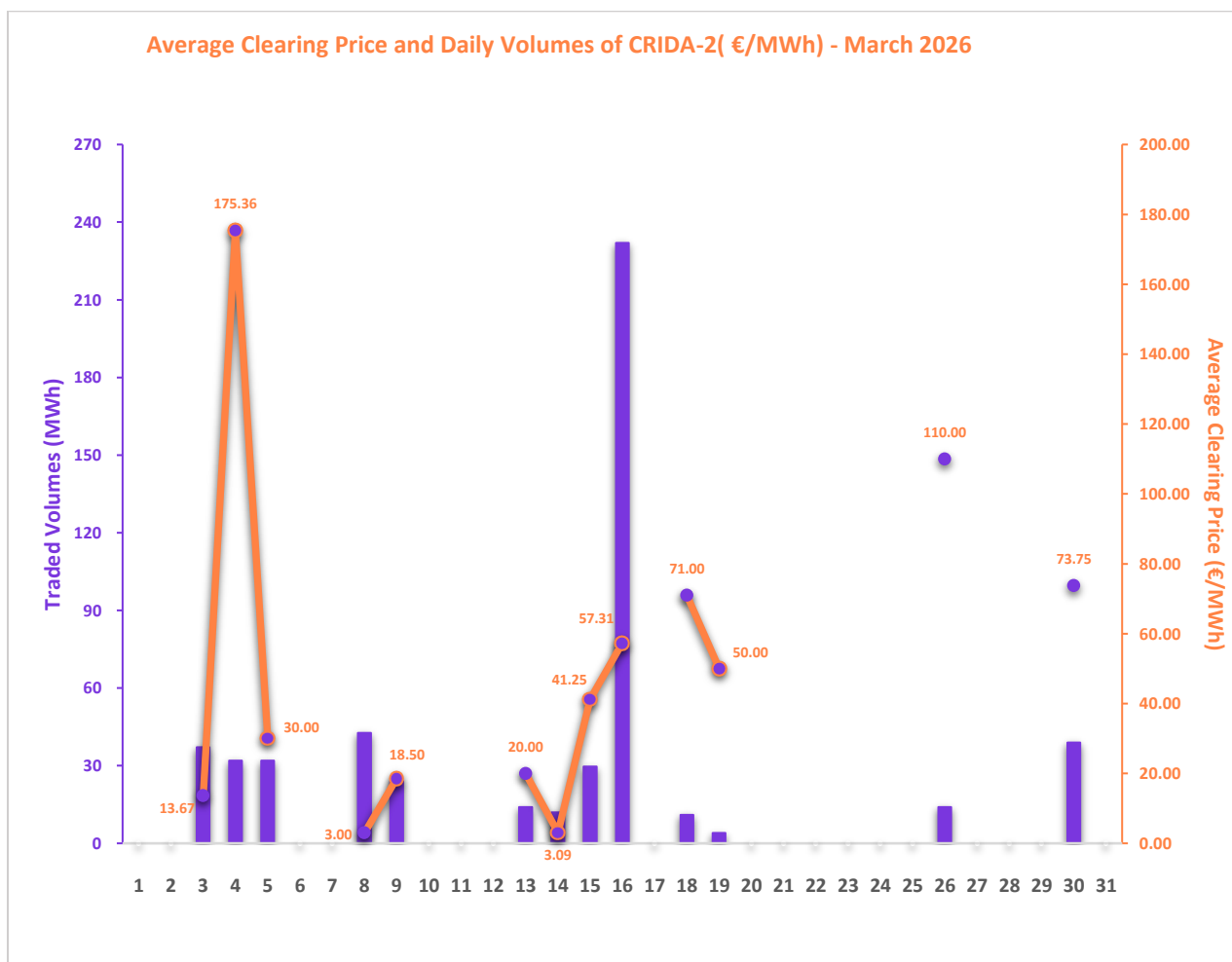
<b>ALPEX Intraday Auction Markets, CRIDA-1</b>		
Period	Average Price (€/MWh)	Volumes (MWh)
March 2025	€ 79.56	113.53
<b>March 2026</b>	<b>€ 94.48</b>	<b>7,431.64</b>
Variance (%)	<b>↑ 18.75%</b>	<b>↑ 6,445%</b>



## CRIDA-2

- Cross-border electricity flow: **206.06 MWh**
- The flow of electricity from the Albanian Bidding Zone to the Kosovo Bidding Zone was **129.28 MWh**
- The flow of electricity from the Kosovo Bidding Zone to the Albanian Bidding Zone was **76.78 MWh**.

ALPEX Intraday Auction Markets, CRIDA-2		
Period	Average price (€/MWh)	Volumes (MWh)
March 2025	€ 192.21	238.00
<b>March 2026</b>	<b>€ 53.06</b>	<b>317.93</b>
Variance (%)	↓ -72.39%	↑ 33.58%



## CRIDA-3

- Cross-border electricity flow: **995.89 MWh**
- The energy flow from the Albanian Bidding Zone to the Kosovo Bidding Zone was **993.47 MWh**
- The energy flow from the Kosovo Bidding Zone to the Albanian Bidding Zone was **2.42 MWh**.

<b>ALPEX Intraday Auction Markets, CRIDA-3</b>		
Period	Average Price (€/MWh)	Volumes (MWh)
March 2025	€ 62.53	6.00
<b>March 2026</b>	<b>€ 118.08</b>	<b>1,249.45</b>
Variance (%)	<b>↑ 88.83%</b>	<b>↑ 20,724 %</b>

