

## REPORT - JANUARY 2026

### ALPEX Day-Ahead Market (DAM) – Monthly Results

- During January 2026, a total volume of **186,967.58 MWh** of electricity was traded on the ALPEX Day-Ahead Market, with an average clearing price of **97.15 €/MWh**.
- Cross-Border Flow: **57,193.25 MWh**
  - The flow of energy from the Albania Bidding Zone to the Kosovo Bidding Zone was **50,524.93 MWh**
  - The flow of energy from the Kosovo Bidding Zone to the Albania Bidding Zone was **6,668.32 MWh**.

### Newest DAM Member

In January 2026, ALPEX welcomed a new member to the Day-Ahead Market:

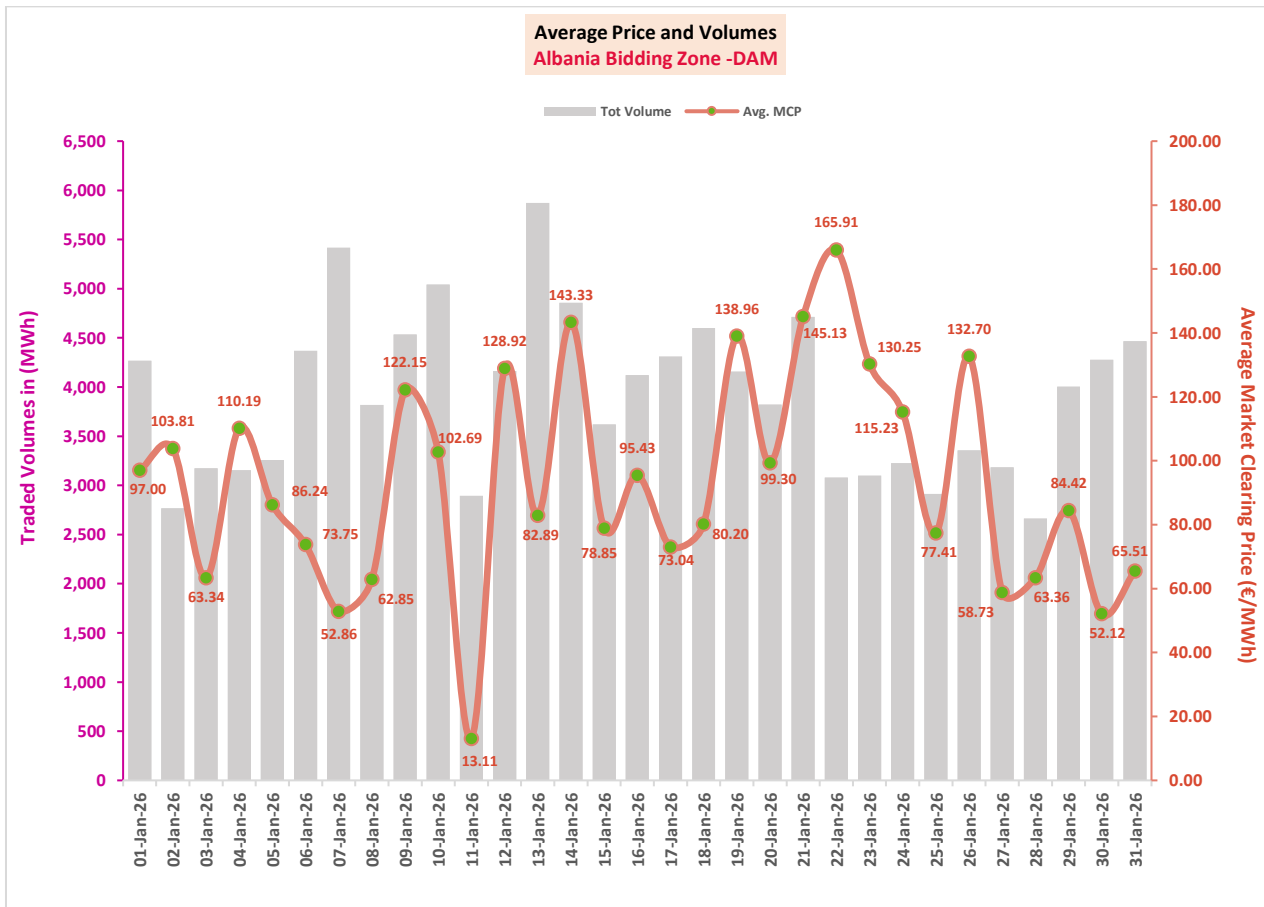
- **DANSKE COMMODITIES KOSOVO SH.P.K** for Kosovo Bidding Zone

Main Statistics of the ALPEX Day-Ahead Market (DAM)			
January 2026	Price per MTU (€/MWh)	Daily Price (€/MWh)	Volume (MWh)
Average	€ 97.15	€ 97.15	6,031.21
Maximum	€ 438.00	€ 172.62	9,450.82
Minimum	€ 0.00	€ 13.11	3,645.78
<b>Total</b>			<b>186,967.58</b>

Day-Ahead Market Performance			
Period	Volume (MWh)	Purchase-Sales Invoicing (€)	Average Clearing Price €/MWh
January 2025	100,820.97	€ 29,879,187	€ 146.43
January 2026	<b>186,967.58</b>	<b>€ 37,344,699</b>	<b>€ 97.15</b>
Variance (%)	<b>↑ 85.44 %</b>	<b>↑ 24.98 %</b>	<b>↓ -33.65 %</b>

## Albania Bidding Zone

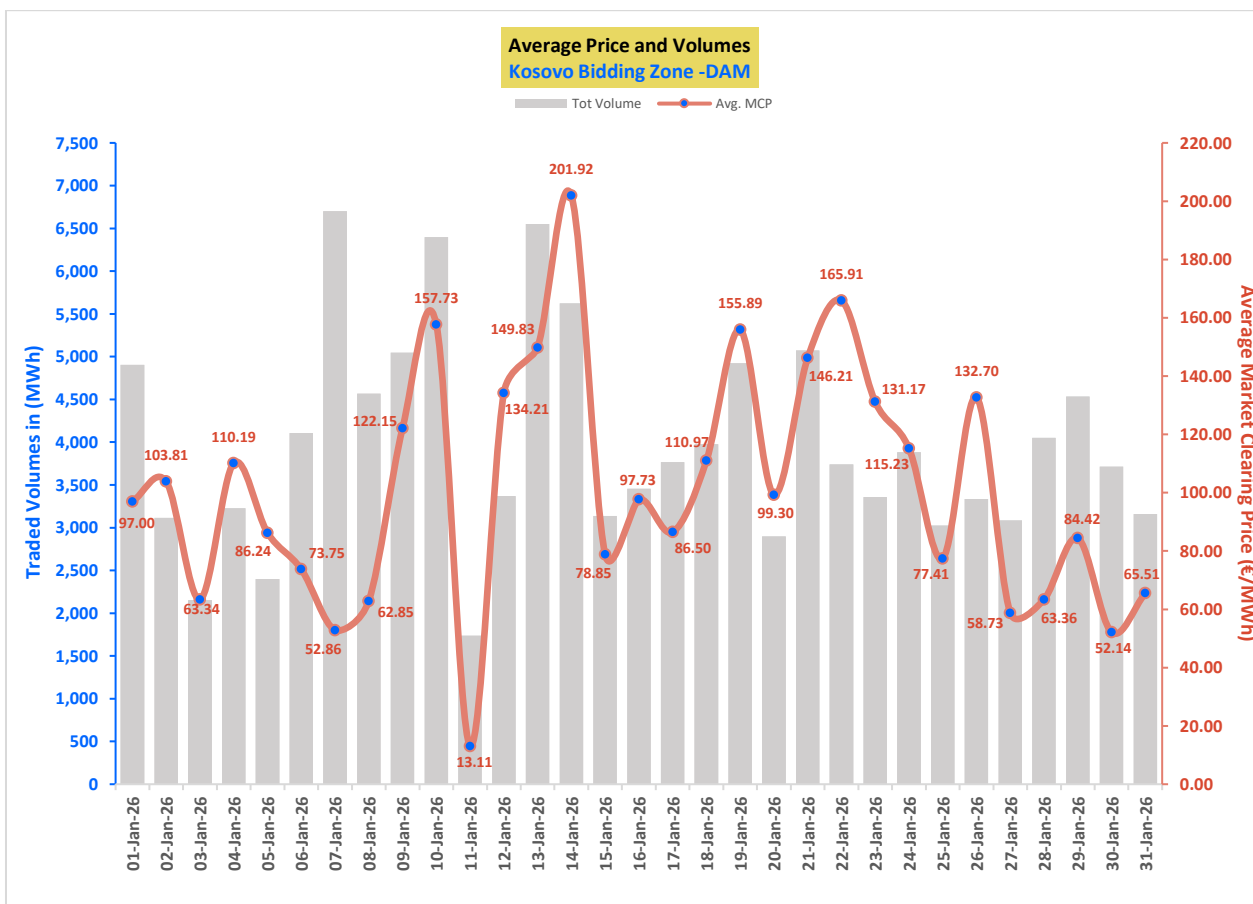
<b>Albania Bidding Zone-DAM</b>			
Period	Volumes in (MWh)	Purchase-Sales Invoicing (€)	Average Clearing Price (€/MWh)
January 2025	60,388.7	€ 17,839,114	€ 146.43
<b>January 2026</b>	<b>121,158.25</b>	<b>€ 16,288,543</b>	<b>€ 93.54</b>
<b>Variance (%)</b>	<b>↑ 100.63 %</b>	<b>↓ -8.69 %</b>	<b>↓ -36.11 %</b>



<b>Albania Bidding Zone - DAM</b>												
Average Prices and Volumes for each Market Time Unit												
MTU	00-01	01-02	02-03	03-04	04-05	05-06	06-07	07-08	08-09	09-10	10-11	11-12
Volume in (MWh)	187.79	173.88	164.30	162.90	160.13	161.89	135.37	124.04	139.38	175.07	201.91	210.49
Price (€/MWh)	58.19	52.37	44.75	42.17	41.05	44.39	77.25	104.32	103.87	85.43	73.50	68.95
MTU	12-13	13-14	14-15	15-16	16-17	17-18	18-19	19-20	20-21	21-22	22-23	23-24
Volume in (MWh)	200.28	189.47	165.00	152.10	146.85	150.77	149.30	137.28	132.02	139.69	150.46	197.96
Price (€/MWh)	69.94	80.51	92.69	113.20	148.31	172.90	160.31	157.30	134.91	119.50	116.53	82.59

## Kosovo Bidding Zone

Kosovo Bidding Zone - DAM			
Period	Volume (MWh)	Purchase-Sales Invoicing (€)	Average Clearing Price (€/MWh)
January 2025	54,875.65	€ 15,979,061	€ 146.43
January 2026	<b>123,002.57</b>	<b>€ 21,056,156</b>	<b>€ 101.65</b>
Variance (%)	<b>↑ 124.14 %</b>	<b>↑ 31.77 %</b>	<b>↓ -30.58 %</b>



Kosovo Bidding Zone - DAM												
Average Prices and Volumes for each Market Time Unit												
MTU	00-01	01-02	02-03	03-04	04-05	05-06	06-07	07-08	08-09	09-10	10-11	11-12
Volume (MWh)	182.37	167.70	161.71	154.47	151.89	152.01	148.70	159.06	157.36	170.21	177.03	177.31
Price (€/MWh)	99.13	67.47	58.11	54.16	52.55	55.92	77.82	104.32	106.03	92.27	84.11	81.31
MTU	12-13	13-14	14-15	15-16	16-17	17-18	18-19	19-20	20-21	21-22	22-23	23-24
Volume (MWh)	175.14	171.00	166.27	159.99	168.15	168.77	168.02	158.03	154.80	160.33	169.08	188.43
Price (€/MWh)	80.17	91.63	94.90	119.00	150.98	177.58	164.37	162.41	139.40	119.50	116.81	89.57

## ALPEX Intraday Auction Markets – Monthly Results

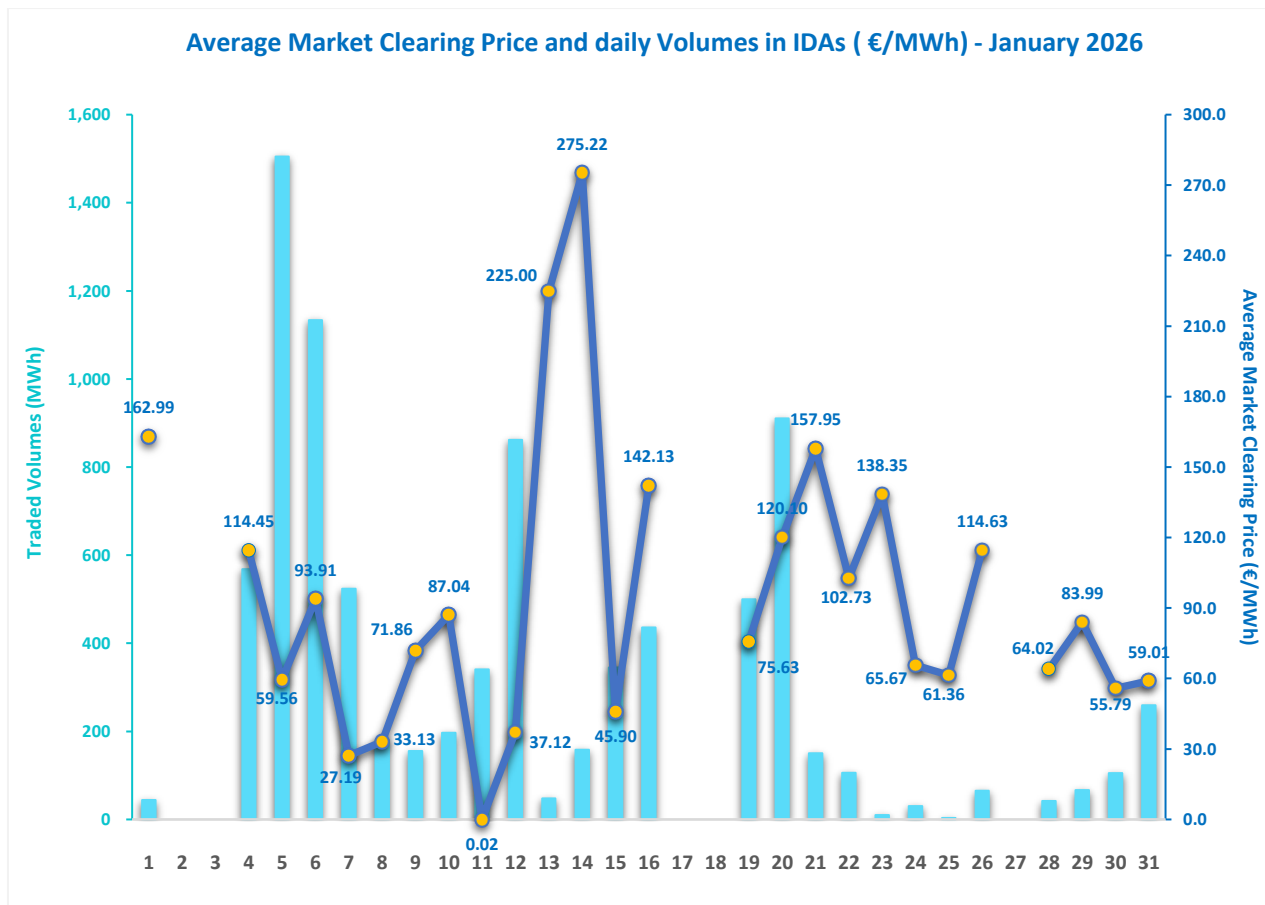
- During January 2026, a total volume of **8,744.15 MWh** of electricity was traded in ALPEX Intraday Auction Markets with an average clearing price of **82.57 €/MWh**.
- Cross-Border Flows: **7,744.26 MWh**
  - The flow of electricity from the Albania Bidding Zone to the Kosovo Bidding Zone was **3,903.93 MWh**
  - The flow of electricity from the Kosovo Bidding Zone to the Albania Bidding Zone was **3,840.33 MWh**.

### Newest IDA Member

In January 2026, ALPEX welcomed a new member to the Intraday Auction Market

- **DANSKE COMMODITIES KOSOVO SH.P.K** for Kosovo Bidding Zone

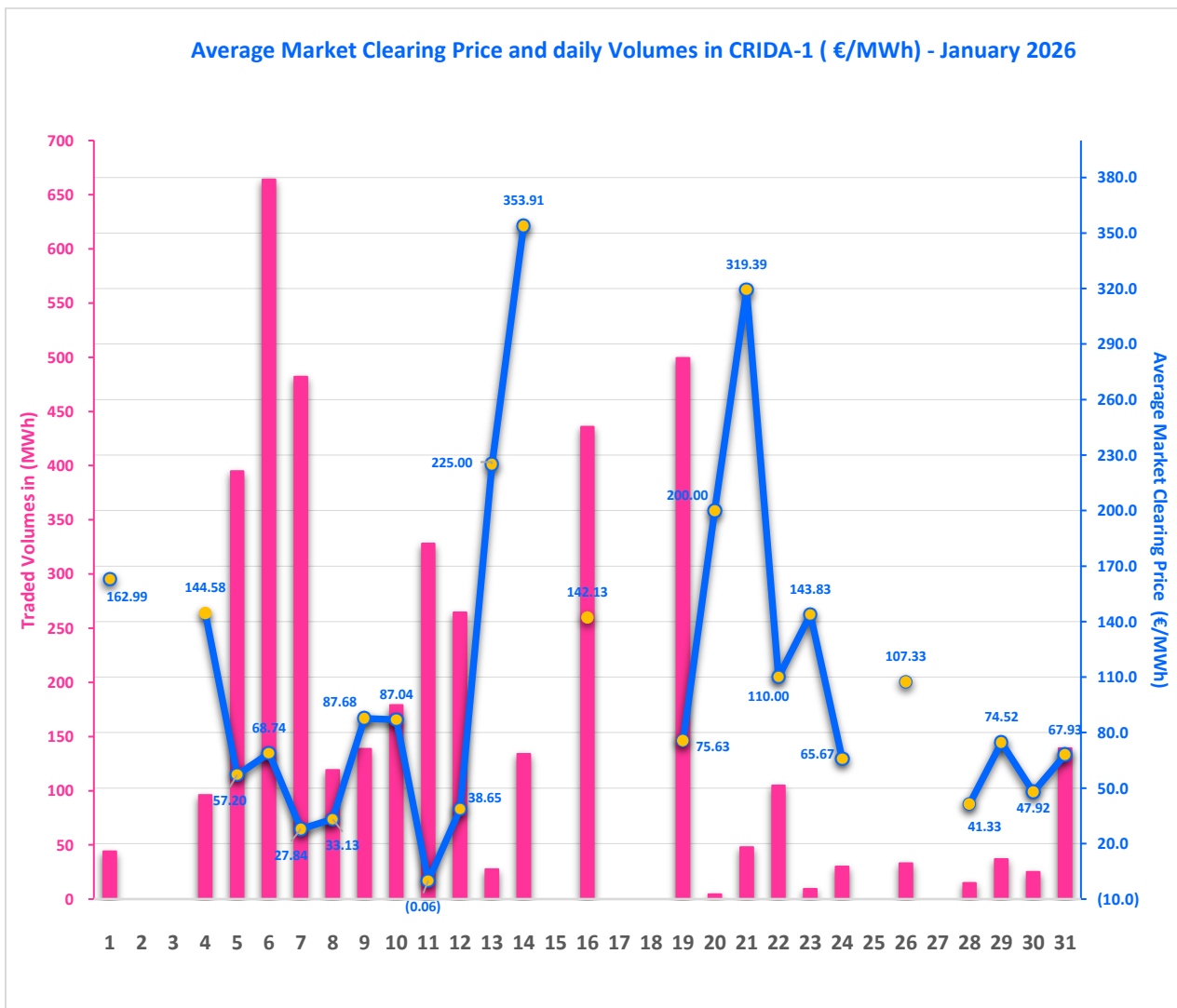
Main Statistics of the ALPEX Intraday Auction Markets - IDA			
January 2026	Price per MTU (€/MWh)	Daily Clearing Price (€/MWh)	Volumes in (MWh)
Average	€ 82.57	€ 82.57	3.17
Maximum	€ 413.75	€ 275.22	2,088.40
Minimum	€ -0.45	€ 0.02	282.07
<b>Total</b>			<b>8,744.11</b>



Intraday Auction Markets Performance - IDA		
Period	Average Market Clearing Price (€/MWh)	Volume in (MWh)
January 2025	€ 205.63	794.33
January 2026	€ 82.57	8,742.93
Variance (%)	↓ -59.84 %	↑ 1,000.66 %

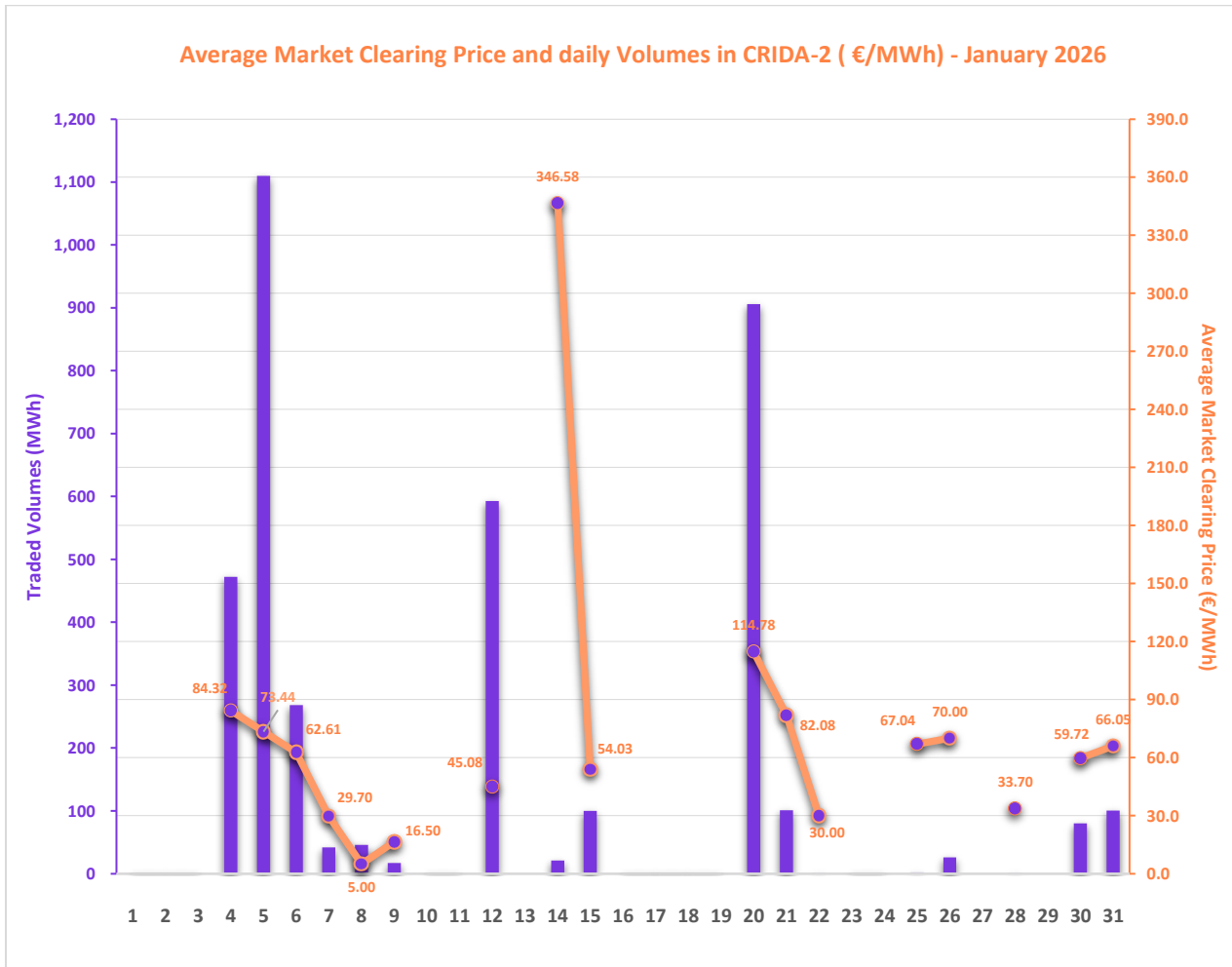
### CRIDA-1

Intraday Auction Markets Performance - CRIDA-1		
Period	Average Market Clearing Price (€/MWh)	Volume in (MWh)
January 2025	€ 222.91	793.33
January 2026	€ 87.41	4,253.07
Variance (%)	↓ -60.78 %	↑ 436.10 %



## CRIDA-2

Intraday Auction Markets Performance - CRIDA-2		
Period	Average Market Clearing Price (€/MWh)	Volume in (MWh)
January 2025	N/A	0.00
January 2026	€ 75.60	3,887.32
Variance (%)	N/A	N/A



## CRIDA-3

Intraday Auction Markets Performance - CRIDA-3		
Period	Average Market Clearing Price (€/MWh)	Volume in (MWh)
January 2025	€ 83.81	1.00
January 2026	€ 109.06	603.76
Variance (%)	↑ 30.12 %	↑ 602.76 %

Average Market Clearing Price and daily Volumes in CRIDA-3 (€/MWh) - January 2026

