

## REPORT - APRIL 2026

Across all ALPEX markets, a total of **193,692.29 MWh** of electricity was traded in April, while cross-border flows reached **58,123.17 MWh**. The number of Exchange Members stood at 45, all of whom participated in the Day-Ahead Market, while 32 of them also took part in the Intraday Market. The number of General Clearing Members stood at 6.

Across all ALPEX markets, for the month of April 2026, a total of **13,462,207.19 Euro** was invoiced for the Albanian Bidding Zone and **17,401,925.78 Euro** for the Kosovo Bidding Zone, with a total **30,864,132.97 Euro**.

### ALPEX Day-Ahead Market (DAM)

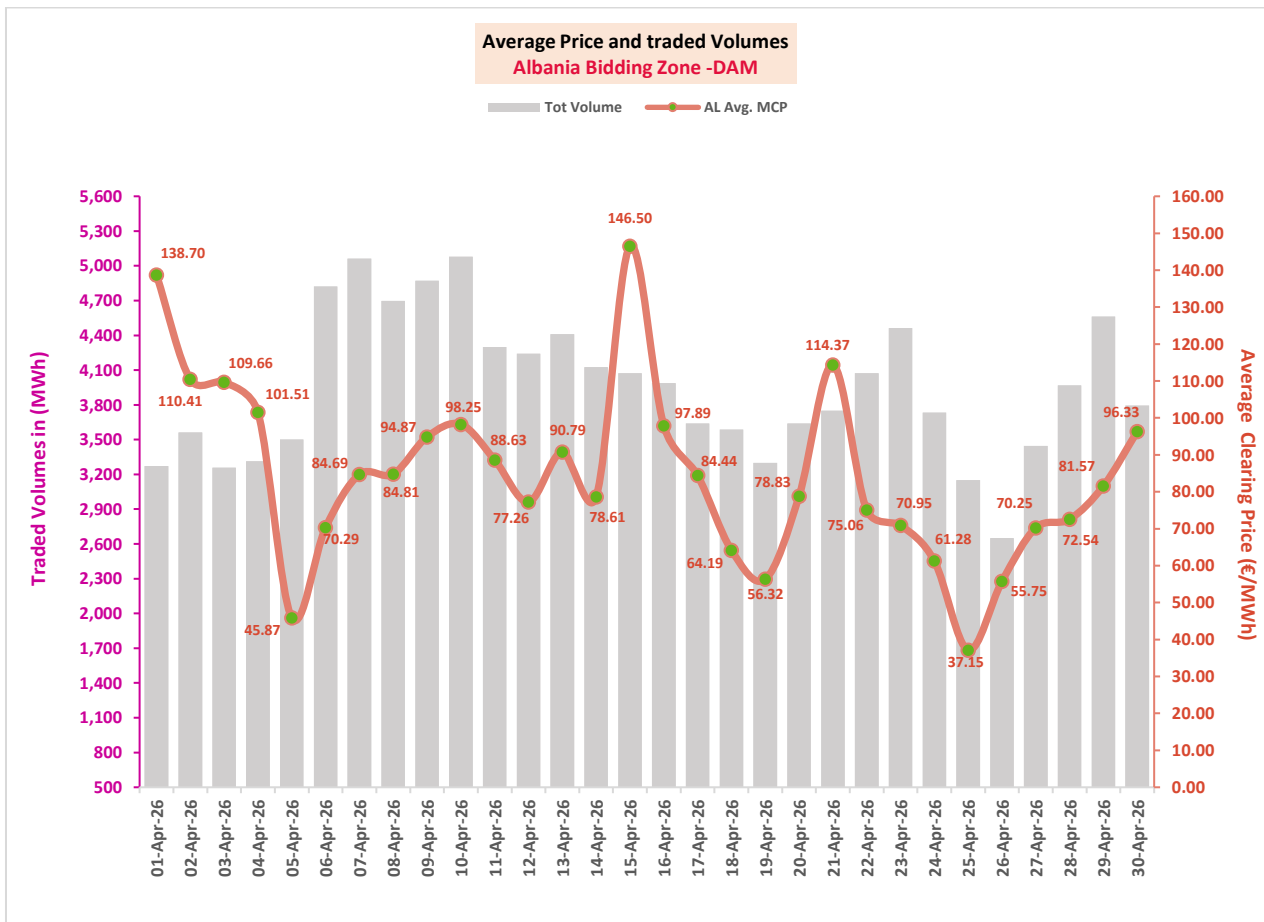
- During April 2026, a total volume of **190,103.16 MWh** of electricity was traded on the ALPEX Day-Ahead Market, with an average clearing price of **84.77 €/MWh**.
- Cross-Border Flow: **55,479.17 MWh**
  - Electricity flow from the Albania Bidding Zone to the Kosovo Bidding Zone amounted to **51,035.59 MWh**
  - Electricity flow from the Kosovo Bidding Zone to the Albania Bidding Zone amounted to **4,443.58 MWh**.

Main Statistics of the ALPEX Day-Ahead Market			
April 2026	Price per MTU (€/MWh)	Daily Price (€/MWh)	Volume (MWh)
Average	€ 84.77	€ 84.77	6,355.97
Maximum	€ 250.00	€ 146.50	7,888.01
Minimum	€ 0.00	€ 37.15	4,823.05
<b>Total</b>			<b>190,103.16</b>

Day-Ahead Market Performance			
Period	Volume (MWh)	Invoiced Amount Sell-Buy (€)	Average Clearing Price (€/MWh)
April 2025	127,831.47	€ 21,807,128.24	€ 90.74
<b>April 2026</b>	<b>190,103.16</b>	<b>€ 30,386,185.48</b>	<b>€ 84.77</b>
Variance (%)	<b>↑ 48.71%</b>	<b>↑ 39.34 %</b>	<b>↓ -6.57%</b>

## Albania Bidding Zone

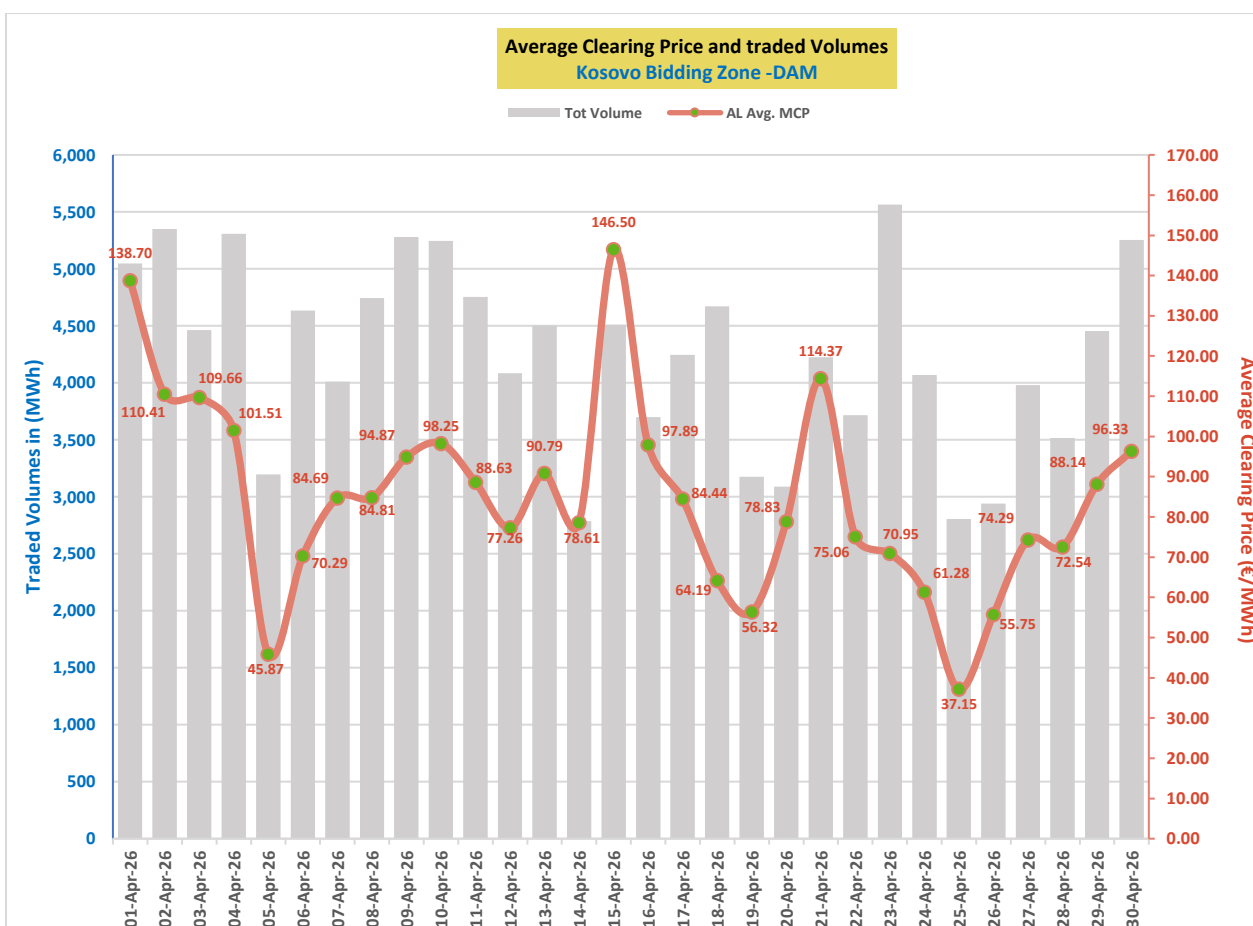
Albania Bidding Zone-DAM			
Period	Volume (MWh)	Invoiced Amount Sell-Buy (€)	Average Clearing Price (€/MWh)
April 2025	70,549.38	€ 10,004,035.69	€ 90.74
April 2026	<b>118,314.69</b>	<b>€ 13,192,718.05</b>	<b>€ 84.59</b>
Variance (%)	<b>↑ 67.70%</b>	<b>↑ 31.87 %</b>	<b>↓ - 6.78%</b>



Albania Bidding Zone – DAM												
Average Prices and Volumes for each Market Time Unit												
MTU	00-01	01-02	02-03	03-04	04-05	05-06	06-07	07-08	08-09	09-10	10-11	11-12
Volume (MWh)	122.94	96.70	92.63	95.54	93.87	92.45	104.25	139.90	181.96	212.17	233.57	229.37
Price (€/MWh)	118.99	99.38	92.24	83.36	87.92	98.27	101.68	91.17	76.35	59.69	42.58	30.37
MTU	12-13	13-14	14-15	15-16	16-17	17-18	18-19	19-20	20-21	21-22	22-23	23-24
Volume (MWh)	213.63	207.75	202.39	195.20	190.09	157.14	165.92	188.23	190.63	179.30	187.37	170.82
Price (€/MWh)	24.66	22.91	24.41	29.47	47.63	84.84	126.72	155.54	156.94	138.68	122.89	113.53

## Kosovo Bidding Zone

Kosovo Bidding Zone - DAM			
Period	Volume (MWh)	Invoiced Amount Sell-Buy (€)	Average Clearing Price (€/MWh)
April 2025	70,746.16	€ 11,803,092.56	€ 90.74
<b>April 2026</b>	<b>127,267.64</b>	<b>€ 17,193,467.43</b>	<b>€ 84.95</b>
Variance (%)	↑ 79.89%	↑ 45.66 %	↓ - 6.38%



Kosovo Bidding Zone - DAM												
Average Clearing Prices and Volumes for each Market Time Unit												
MTU	00-01	01-02	02-03	03-04	04-05	05-06	06-07	07-08	08-09	09-10	10-11	11-12
Volume (MWh)	162.79	147.17	145.45	145.22	147.34	146.92	149.15	159.81	181.19	185.99	186.30	179.34
Price (€/MWh)	118.99	99.38	92.24	83.36	87.92	98.27	101.68	91.17	76.35	59.69	42.58	30.37
MTU	12-13	13-14	14-15	15-16	16-17	17-18	18-19	19-20	20-21	21-22	22-23	23-24
Volume (MWh)	171.26	167.66	163.11	162.20	168.91	174.49	195.78	218.84	222.02	219.33	227.24	214.77
Price (€/MWh)	24.66	22.91	24.41	29.47	47.63	84.84	129.12	158.67	159.34	139.25	122.89	113.53

## ALPEX Intraday Auction Market (IDA)

- During April 2026, a total volume of **3,589.13 MWh** of electricity was traded on ALPEX Intraday Auction Markets with an average clearing price of **90.60 €/MWh**.
- Cross-Border Flows: **2,644.00 MWh**
  - The flow of electricity from the Albania Bidding Zone to the Kosovo Bidding Zone was **215.33 MWh**
  - The flow of electricity from the Kosovo Bidding Zone to the Albania Bidding Zone was **2,428.67 MWh**.

During April 2026, the Intraday Auction Market invoiced **269,489.13 Euro** for the Albanian Bidding Zone and **208,458.35 Euro** for the Kosovo Bidding Zone, for a total **477,947.49 Euro**.

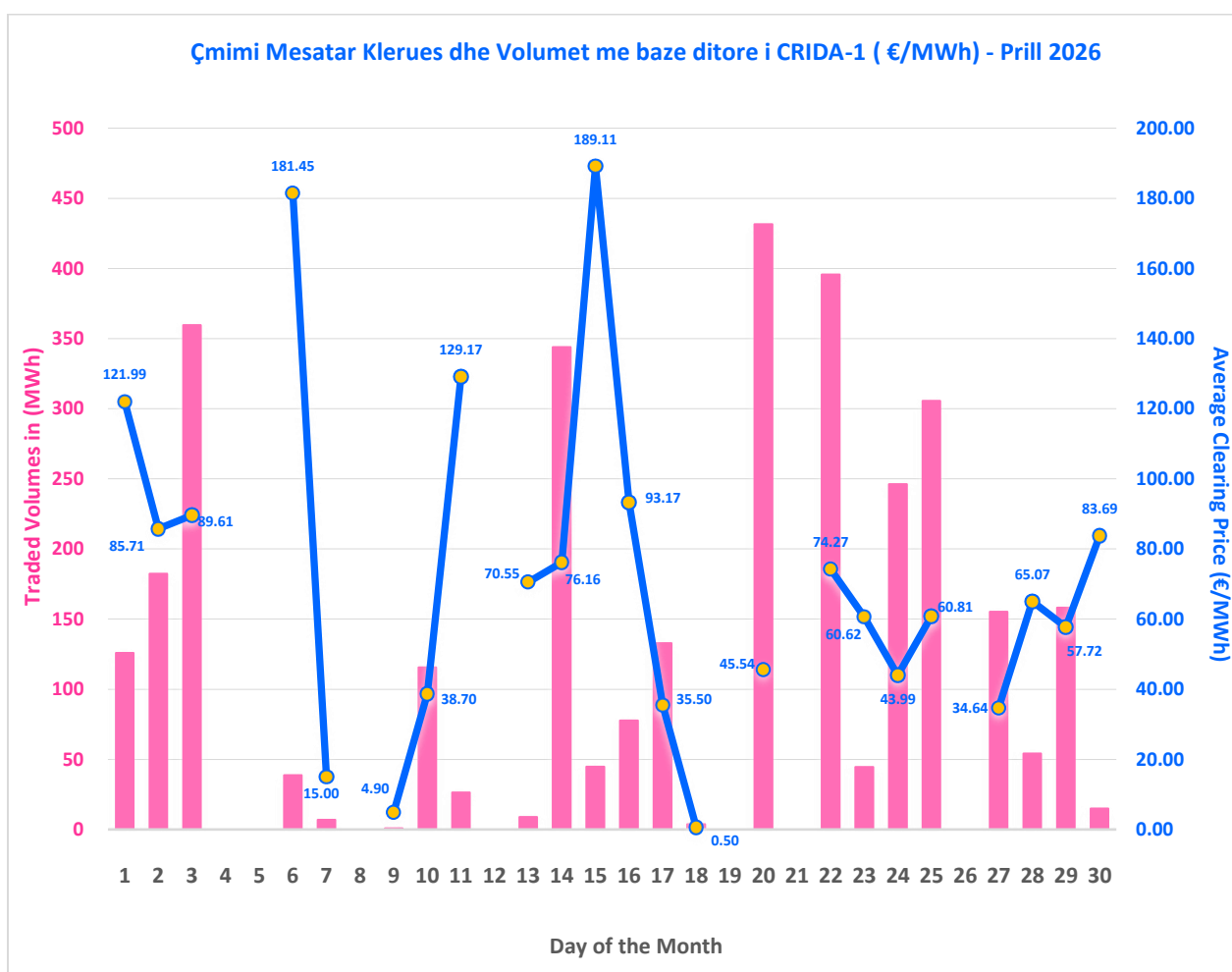
<b>Main Statistics of the ALPEX Intraday Auction Markets - IDA</b>				
April 2026	Price per MTU (€/MWh)	Daily Clearing Price (€/MWh)		Volume (MWh)
<b>Average</b>	€ 90.60	€ 90.60		155.24
<b>Maximum</b>	€ 314.90	€ 207.32		477.40
<b>Minimum</b>	€ 0.41	€ 34.43		3.82
<b>Total</b>				<b>3,589.13</b>

<b>Intraday Auction Markets Performance - IDA</b>			
Period	Volume (MWh)	Invoiced Amount Sell-Buy (€)	Average Clearing Price (€/MWh)
April 2025	195.05	€ 30,919.70	€ 60.71
<b>April 2026</b>	<b>3,589.13</b>	<b>€ 477,947.49</b>	<b>€ 90.60</b>
Variance (%)	<b>↑ 1,740.1%</b>	<b>↑ 1545.77 %</b>	<b>↑ 49.23%</b>

## CRIDA-1

- Cross-Border Flow: **2,441.89 MWh**
  - Electricity flow from the Albania Bidding Zone to the Kosovo Bidding Zone amounted to **132.39 MWh**
  - Electricity flow from the Kosovo Bidding Zone to the Albania Bidding Zone amounted to **2,309.50 MWh**.

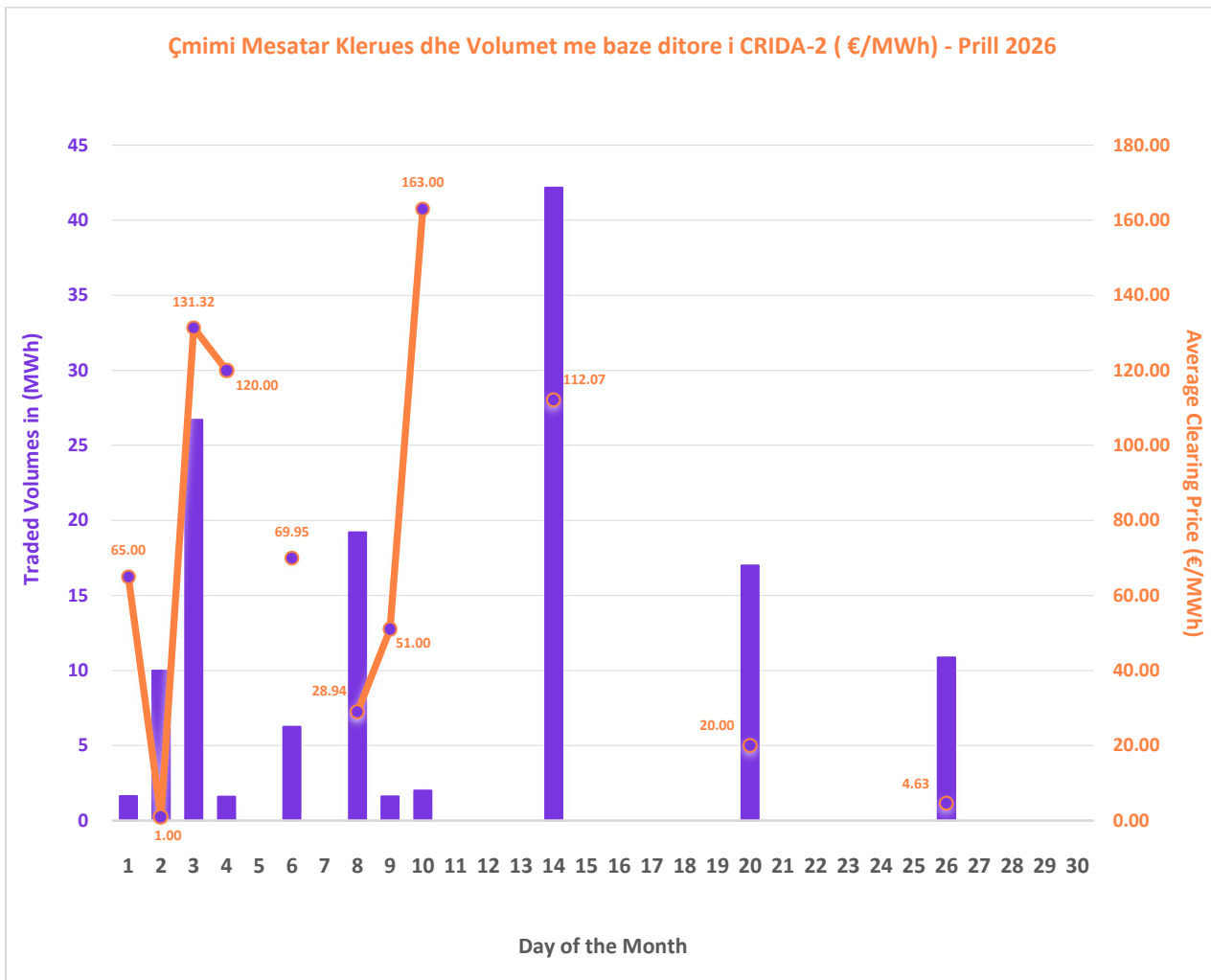
<b>Intraday Auction Markets Performance, CRIDA-1</b>		
Period	Average Clearing Price (€/MWh)	Volume (MWh)
April 2025	N/A	0.00
<b>April 2026</b>	<b>€ 73.11</b>	<b>3,274.04</b>
Variance (%)	N/A	N/A



## CRIDA-2

- Cross-Border Flows: **94.81 MWh**
  - Electricity flow from the Albania Bidding Zone to the Kosovo Bidding Zone amounted to **46.84 MWh**
  - Electricity flow from the Kosovo Bidding Zone to the Albania Bidding Zone amounted to **47.97 MWh**.

Intraday Auction Markets Performance, CRIDA-2		
Period	Average Clearing Price (€/MWh)	Volume (MWh)
April 2025	€ 60.71	195.05
April 2026	€ 65.72	139.04
Variance (%)	↑ 8.25%	↓ -28.71%



## CRIDA-3

- Cross-Border Flow: **107.30 MWh**
  - Electricity flow from the Albania Bidding Zone to the Kosovo Bidding Zone amounted to **36.10 MWh**
  - Electricity flow from the Kosovo Bidding Zone to the Albania Bidding Zone amounted to **71.20 MWh**.

Intraday Auction Markets Performance, CRIDA-3		
Period	Average Clearing Price (€/MWh)	Volume (MWh)
April 2025	N/A	0.00
April 2026	€ 71.18	176.05
Variance (%)	N/A	N/A

