

Report - February 2026

Across all ALPEX markets, a total of **204,691.64 MWh** of electricity was traded in February 2026, while cross-border flows reached **56,652.59 MWh**. The number of Exchange Members stood at 41, all of whom participated in the Day-Ahead Market, while 28 of them also took part in the Intraday Market. The number of General Clearing Members stood at 6.

ALPEX Day-Ahead Market (DAM)

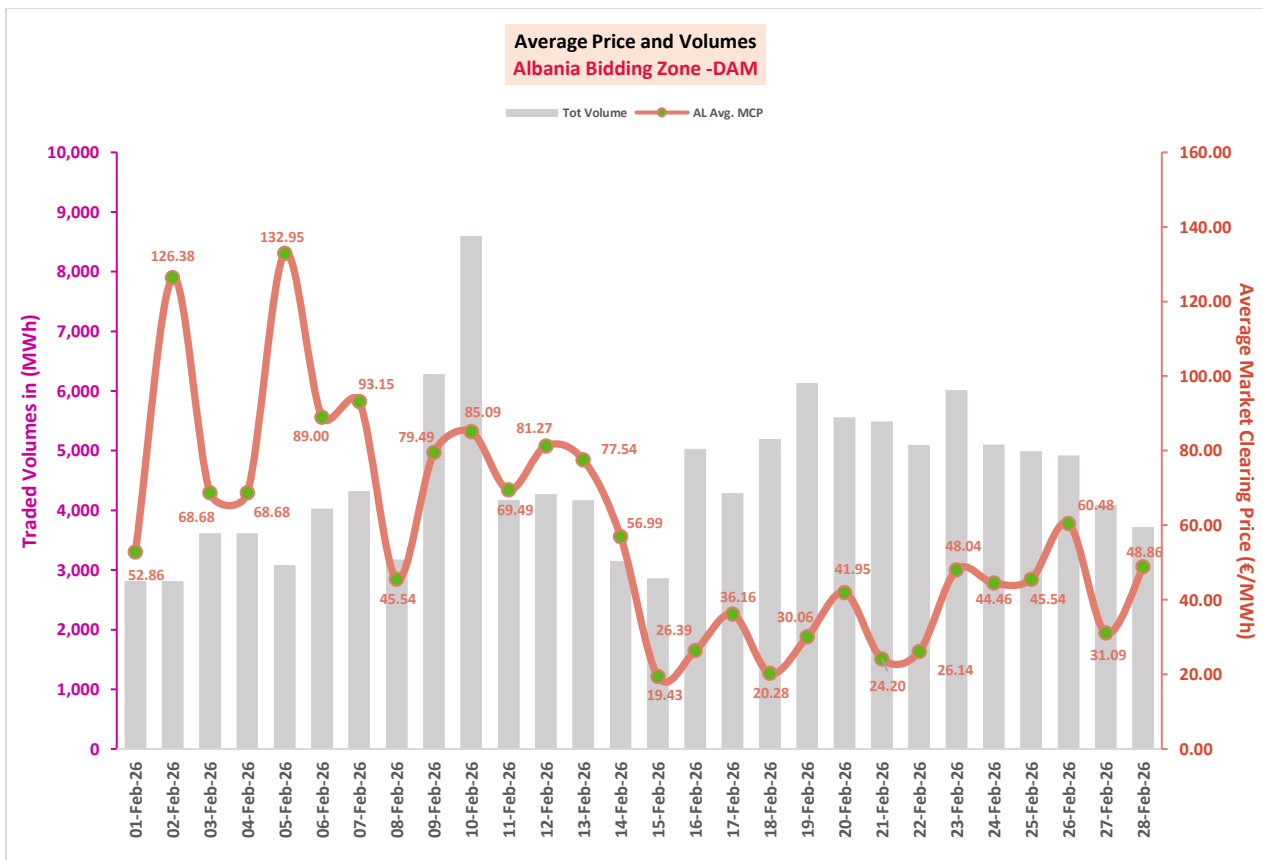
- During February 2026, a total volume of **197,439.91 MWh** of electricity was traded on the ALPEX Day-Ahead Market, with an average clearing price of **60.02 €/MWh**.
- Cross-Border Flow: **52,980.79 MWh**
 - Electricity flow from the Albania Bidding Zone to the Kosovo Bidding Zone amounted to **49,157.86 MWh**
 - Electricity flow from the Kosovo Bidding Zone to the Albania Bidding Zone amounted to **3,822.93 MWh**.

Main Statistics of the ALPEX Day-Ahead Market			
February 2026	Price per MTU (€/MWh)	Daily Price (€/MWh)	Volume (MWh)
Average	€ 60.02	€ 60.02	7,051.43
Maximum	€ 200.00	€ 132.95	10,688.01
Minimum	€ 0.00	€ 19.43	4,594.02
Total			197,439.91

Day-Ahead Market Performance			
Period	Volume (MWh)	Purchase-Sales Invoicing (€)	Average Clearing Price (€/MWh)
February 2025	82,734.45	€ 26,685,655	€ 162.81
February 2026	197,439.91	€ 23,146,299	€ 60.02
Variance (%)	↑ 138.64%	↓ -13.26%	↓ -63.13%

Albania Bidding Zone

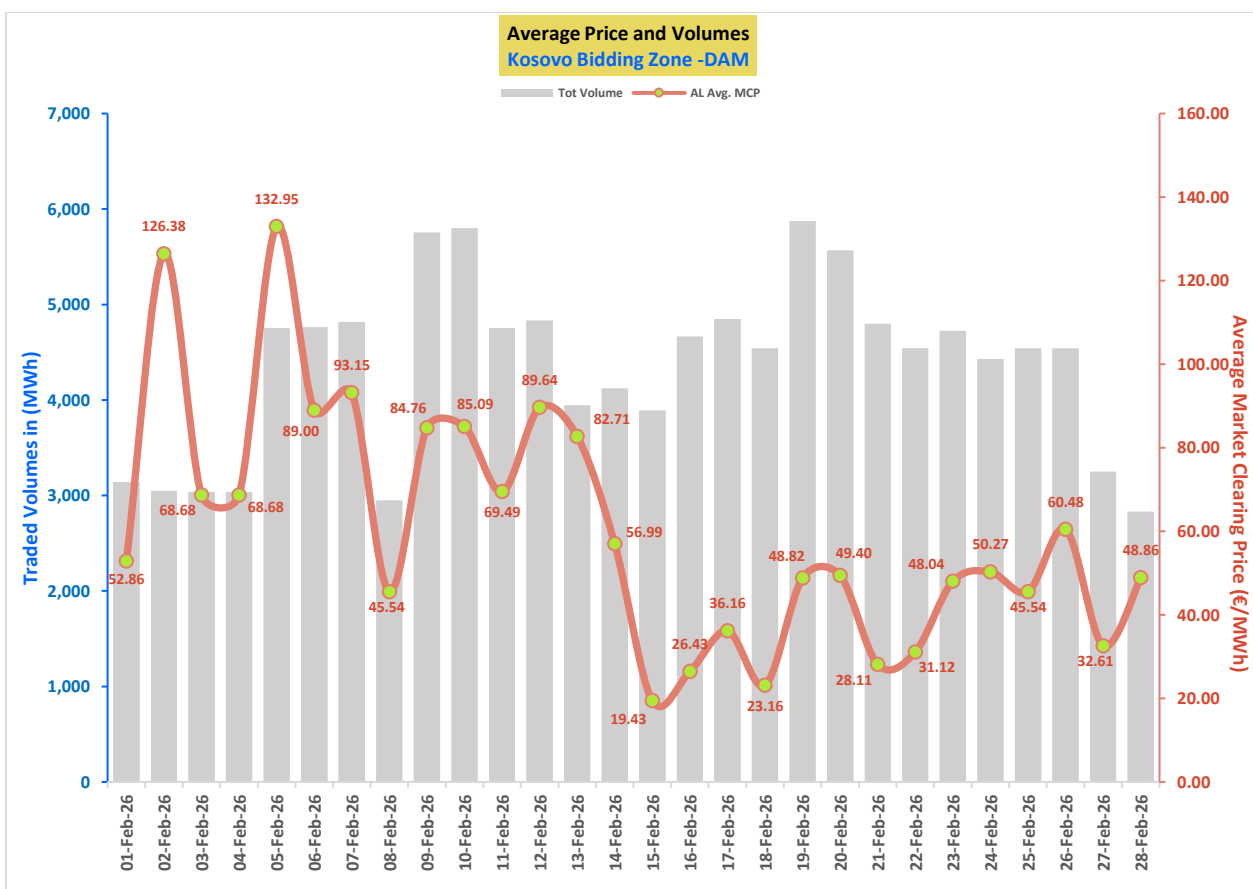
Albania Bidding Zone-DAM			
Period	Volume (MWh)	Purchase-Sales Invoicing (€)	Average Clearing Price (€/MWh)
February 2025	54,783.98	€ 17,652,822	€ 162.81
February 2026	126,762.89	€ 14,241,277	€ 58.87
Variance (%)	↑ 131.38%	↓ - 19.32%	↓ - 63.84%



Albania Bidding Zone - DAM												
Average Prices and Volumes for each Market Time Unit												
MTU	00-01	01-02	02-03	03-04	04-05	05-06	06-07	07-08	08-09	09-10	10-11	11-12
Volume in (MWh)	194.02	159.05	141.82	150.87	154.15	149.41	142.67	163.58	200.55	215.70	241.39	238.09
Price (€/MWh)	61.02	43.47	39.04	38.95	34.29	39.51	43.90	53.54	44.39	35.20	45.32	38.63
MTU	12-13	13-14	14-15	15-16	16-17	17-18	18-19	19-20	20-21	21-22	22-23	23-24
Volume in (MWh)	238.72	232.49	221.57	215.42	185.81	167.52	168.99	159.20	153.71	157.62	226.64	248.27
Price (€/MWh)	40.34	44.49	41.83	52.33	74.64	108.16	109.57	103.23	100.01	82.88	75.09	63.16

Kosovo Bidding Zone

Kosovo Bidding Zone - DAM			
Period	Volume (MWh)	Purchase-Sales Invoicing (€)	Average Clearing Price (€/MWh)
February 2025	43,100.58	€ 14,058,365	€ 162.81
February 2026	123,657.81	€ 15,446,773	€ 61.17
Variance (%)	↑ 186.90%	↑ 9.87%	↓ - 62.42%



Kosovo Bidding Zone - DAM												
Average Prices and Volumes for each Market Time Unit												
MTU	00-01	01-02	02-03	03-04	04-05	05-06	06-07	07-08	08-09	09-10	10-11	11-12
Volume (MWh)	191.29	165.03	165.60	174.37	182.37	174.26	173.05	181.47	185.40	195.26	193.14	192.06
Price (€/MWh)	73.59	45.61	39.04	39.64	34.29	39.51	43.90	53.54	44.39	39.65	49.35	40.98
MTU	12-13	13-14	14-15	15-16	16-17	17-18	18-19	19-20	20-21	21-22	22-23	23-24
Volume (MWh)	187.10	180.44	183.06	188.97	193.44	184.49	181.57	174.69	174.87	180.10	200.96	213.39
Price (€/MWh)	41.18	47.60	41.83	55.22	77.54	108.16	109.57	103.23	100.01	84.94	83.08	72.14

ALPEX Intraday Auction Market (IDA)

- During February 2026, a total volume of **7,251.73 MWh** of electricity was traded in ALPEX Intraday Auction Markets with an average clearing price of **62.06 €/MWh**.
- Cross-Border Flows: **3,671.80 MWh**
 - The flow of electricity from the Albania Bidding Zone to the Kosovo Bidding Zone was **1,937.88 MWh**
 - The flow of electricity from the Kosovo Bidding Zone to the Albania Bidding Zone was **1,733.92 MWh**.

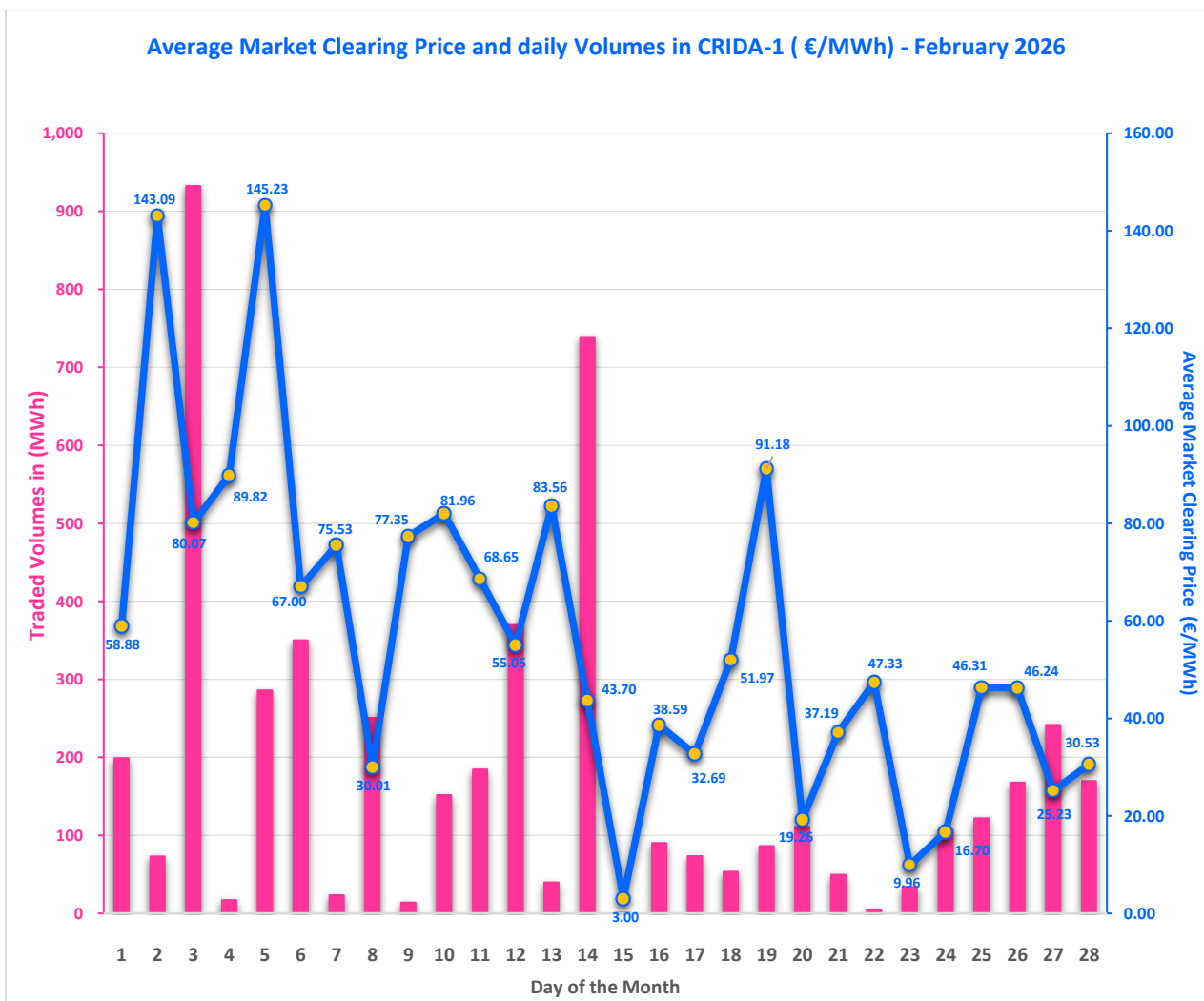
Main Statistics of the ALPEX Intraday Auction Markets - IDA			
February 2026	Price per MTU (€/MWh)	Daily Clearing Price (€/MWh)	Volumes (MWh)
Average	€ 62.06	€ 62.06	259.29
Maximum	€ 240.00	€ 182.25	2,088.40
Minimum	€ -1.10	€ 19.88	13.88
Total			7,251.73

Intraday Auction Markets Performance - IDA			
Period	Volume in (MWh)	Purchase-Sales Invoicing (€)	Market Clearing Price (€/MWh)
February 2025	490.33	€ 51,019	€ 159.09
February 2026	7,251.73	€ 706,651	€ 62.06
Variance (%)	↑ 1.378.94%	↑ 1,285%	↓ -60.99%

CRIDA-1

- Cross-Border Flow: **1,736.33 MWh**
 - Electricity flow from the Albania Bidding Zone to the Kosovo Bidding Zone amounted to **510.95 MWh**
 - Electricity flow from the Kosovo Bidding Zone to the Albania Bidding Zone amounted to **1,225.38 MWh**.

Intraday Auction Markets Performance, CRIDA-1		
Period	Average Market Clearing Price (€/MWh)	Volume (MWh)
February 2025	€ 1.00	62.76
February 2026	€ 61.66	4,941.11
Variance (%)	↑ 6.066%	↑ 7,773.02%



CRIDA-2

- Cross-Border Flow: **1,607.37 MWh**
 - Electricity flow from the Albania Bidding Zone to the Kosovo Bidding Zone amounted to **1,413.01 MWh**
 - Electricity flow from the Kosovo Bidding Zone to the Albania Bidding Zone amounted to **194.36 MWh**.

Intraday Auction Markets Performance, CRIDA-2		
Period	Average Market Clearing Price (€/MWh)	Volume (MWh)
February 2025	€ 246.10	78.57
February 2026	€ 69.41	1,708.81
Variance (%)	↓ -71.79%	↑ 2,074.88%



CRIDA-3

- Cross-Border Flow: **337.35 MWh**
 - Electricity flow from the Albania Bidding Zone to the Kosovo Bidding Zone amounted to **23.17 MWh**
 - Electricity flow from the Kosovo Bidding Zone to the Albania Bidding Zone amounted to **314.18 MWh**.

Intraday Auction Markets Performance, CRIDA-3		
Period	Average Market Clearing Price (€/MWh)	Volume (MWh)
February 2025	€ 215.20	349.00
February 2026	€ 75.10	601.81
Variance (%)	↓ -65.10 %	↑ 72.43 %

